

# OLIVER NEWS

## IN THIS ISSUE:


- ONLINE PAYMENTS
- TOWN OF OLIVER APP
- MAKE WATER WORK
- LATE IRRIGATION
- CONTACT INFORMATION
- PUNCTUREVINE
- FIRESMART YOUR HOME
- VOYENTALERT!

## ONLINE PAYMENTS

You can pay your Rural Irrigation Utility Bills online!

You can make one time credit card payments on our website [www.oliver.ca](http://www.oliver.ca) or at <http://ipn.paymentus.com/rotp/toob>

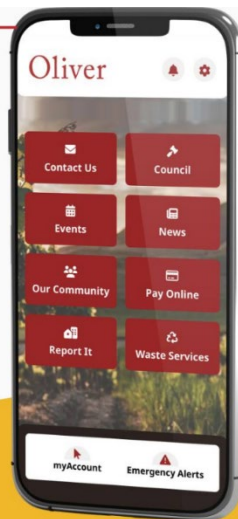
\*\*Please note there is a 2.5% Convenience Fee that will be applied.



## TOWN OF OLIVER APP

Get the Town of Oliver one-stop app

- 🏠 Online Services
- 🔔 Town Notifications
- 📍 Quick Site Access



Search "Town of Oliver" Available on iPhone and Android



All the Town information you need at the touch of a button - the new Town of Oliver app is the easiest way to stay connected with your community on-the-go.

Downloading the app is simple & free - no sign up required!

## MAKE WATER WORK SMARTER IN YOUR YARD

- 💧 **Water between dusk and dawn.** Putting water to work during the coolest part of the day prevents evaporation. A good rule of thumb is to water between 10 p.m. and 6 a.m.
- 💧 **Get a timer!** Most hardware stores supply timers for sprinklers. Sleep like a baby while your water works the night shift.
- 💧 **Sprinkle your lawn or garden, not your pavement.** Don't let water waste your time, effort and money!
- 💧 **Okanagan water works best with plants suitable for our dry climate.** Plant drought-tolerant turf, native and low-water plants.
- 💧 **Leave grass 2 – 3 inches tall (5-8cm).** Water stays longer when grass is longer.
- 💧 **Collect and use rainwater.** It's free!
- 💧 **One inch a week of water will do!** Most lawns need just 2.5cm (one inch) of water per week – about the depth of a tuna can.

Check out the Make Water Work Plant Collection, including 105 perennials, grasses, trees, and shrubs at <https://www.makewaterwork.ca/plants/>.



## LATE IRRIGATION

Late irrigation is available for those customers who require irrigation water beyond the October irrigation shut down date set by Council.

Late irrigation is charged per acre / per day. The late irrigation rate for 2023 is \$1.95 / acre / day.

To find the late irrigation form (available in October) contact Public Works at [works@oliver.ca](mailto:works@oliver.ca) or 250-485-6213

## PUBLIC WORKS CONTACT INFORMATION

5971 Sawmill Road  
PO Box 638  
Oliver, BC V0H 1T0

Phone: 250-485-6213  
Monday – Friday: 8:00 am – 3:15 pm

After Hours 4:30 pm – 8:00 am  
Emergency No. 250-498-6335

Don't miss out on the latest Oliver news –

Facebook @TownofOliver | Twitter @TownofOliverBC | Instagram @townofoliverbc



## PUNCTUREVINE

### HABITAT

In British Columbia, puncturevine occurs only in the Okanagan Valley, as far north as Vernon and in the lower Similkameen Valley. It prefers sandy or well-drained soils and readily invades disturbed ground. Puncturevine typically infests vacant lots, gravel parking areas, roadsides, unpaved trails, and beaches.

### IMPACT & RISKS

- Stiff spines on the fruit readily attach to footwear, clothing, animals, tires, machinery, and supplies. They can injure the feet, hides, mouths, eyes, and digestive tracts of livestock.

### PREVENTION & MITIGATION

- Monitor your property regularly.
- Reduce the amount of bare ground to minimize soil disturbances.
- Re-seed or plant disturbed soils.
- Remove plants before they produce seeds.

### TREATMENT & DISPOSAL

- Hand removal or hoeing is effective for controlling small outbreaks.
- Shallow tilling (~2.5 cm deep) of young plants can be effective in larger areas.
- Mowing is not an effective method of control.
- Mulch applied prior to germination or when plants are small can effectively suppress outbreaks but it needs to be at least 7-8 cm thick.

Visit <https://www.oiso.ca/> for more information.



## FIRESMART YOUR HOME

Is your home in a wildfire environment? From cleaning your roof, gutter and trimming any branches over hanging onto your roof, to moving firewood and propane 10-30 meters away from your home, there are surprisingly easy steps you can take to make your home FireSmart! Here are some more tips:

- Do a self assessment of your home.
- Remove combustible materials from under decks. Keep a 1.5-meter non-combustible zone around the house and deck.
- Clean and maintain gutters and roofs. Keep decks and balconies clear of leaves and debris.
- Keep grass and weeds cut below 10cm.
- Plant wildfire resistant vegetation.
- Prune trees to create a 2-meter clearance from the ground.
- Ensure you have a wildfire evacuation plan in your household.

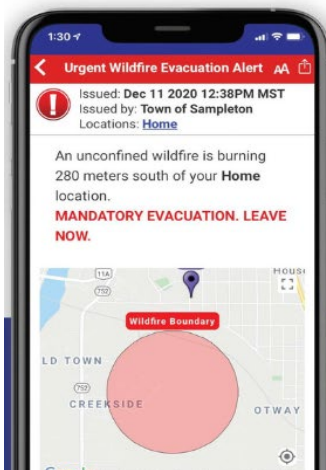
Learn more at:

<https://firesmartcanada.ca/homeowners/protect-your-home/>



## VOYENTALERT!

In times of crisis, it is important residents have access to trusted, timely and accurate information to ensure their own safety and that of their family and loved ones. In response to this need, the Town of Oliver uses VoyentAlert! To serve our community. Sign up today!



NOTIFICATION SERVICE



## GET THE INFORMATION YOU NEED, WHEN YOU NEED IT

The Town of Oliver is pleased to announce it has chosen the Voyent Alert! service to keep you informed during times of crisis and for day-to-day notices. Register now to receive important notifications that matter to you. The service is free, easy to use and totally anonymous.

REGISTER NOW!



**MOBILE APP USERS**  
Download and install the Voyent Alert! app from the Apple App or Google Play stores.

Register online to receive email, voice or text-based alerts at:  
[register.voyent-alert.com](https://register.voyent-alert.com)

Don't miss out on the latest Oliver news –

Facebook @TownofOliver | Twitter @TownofOliverBC | Instagram @townofoliverbc

